


403 Diesel

The various models of the 403 - Saloon, 403/7 Saloon, Family Saloon and Station Wagon - can be supplied with the Indenor 85 Diesel engine. Taxable h.p. 7 cv 55 B.H.P. (S.A.E.)

INDENOR 85 ENGINE



Cold starting is easy and quick owing to the pre-heating device.

ECONOMY

The low fuel consumption of the Indenor 85 engine (38 m.p.g.) and the low price of the gas oil used reduce the cost per mile by about 50%. (In France.)

Sturdy, flexible and lively, the Indenor 85 engine ensures a good pick-up from low speed and thanks to its fine performance on hills enables the driver to obtain very high economical averages on up and down roads even with full load or with a trailer. Tank capacity for more than 400 miles.



403 SALOON



5/6 seater - 4 doors - Sunshine roof (Optional extra) - Taxable h.p. 8 cv.
Consumption 31 m.p.g. - Speed: more than 80 m.p.h.

Sturdy, fast and comfortable, the 403 Saloon is economical on main roads and very easy to drive in towns.

Flexible and powerful 4 cylinder engine with good acceleration.
Electromagnetic disconnectable fan coming into action automatically according to the temperature of the engine. (Peugeot Patent). Available on L.H.D. only.

Fully synchromesh 4-speed gearbox. Easy and accurate steering with 30' turning circle.
Excellent, comfortable suspension. Progressive and powerful brakes. Economical maintenance and fuel consumption. High resale value on second hand market.



Safety dashboard with anti-shock padding in rubber sponge covered with non-deteriorating plastic fabric.

Steering column gear change.

Separate controls of heater, demister and fresh air ventilation. Interior bonnet release.

Town and country horns controlled by half circle horn ring.

Central Ash-tray.

Large glove box.

Self-cancelling column switch for direction indicators.

Instrument panel with adjustable lighting. Electric Clock.

Water temperature gauge.

Speedometer with total and trip mileage indicators.



EQUIPMENT OF INSTRUMENT BOARD

Fresh air and re-circulating type heating and demisting system controllable in intensity and direction. Built in electric fan.

Screen washers. - Twin chromium plated screen wipers with automatic parking.

2 safety visors, one with a vanity mirror.

Roof light controlled by courtesy switches on front doors and by independent switch.


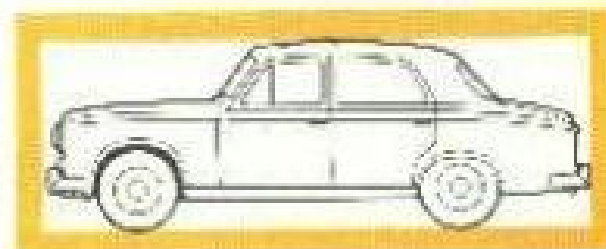
Large safety, double jointed, rear mirror. Threaded sockets for quick and secure fixing of a roof rack.

Body trims, radiator grille and wheel embellishers, as well as the bumpers are in polished stainless steel.

The 403 Saloon can be supplied with the Indenor 85 Diesel engine.

Overall dimensions:

Length, 176 in. - width, 66 in. - height loaded, 58 in. - Turning circle, 31 ft. 4 in. - wheel base, 105 in. - track, front, 53 in. - track, rear, 51 in.





Wide and comfortable rear seating. Central disappearing arm rest containing an ash tray. Arm rests on rear doors.

The separate front seats are adjustable in position forwards and backwards and also in height. Arm rests, pockets and external locks on front doors.

The seats can be quickly converted into couchettes by lowering the backs of the front seats, giving exceptional comfort for touring and camping. Using a single couchette a passenger can be carried in a reclining position.



A comfortable car for long journeys, the 403 Saloon gives easy and restful driving for long journeys.

The interior is well finished in fine corded material and non-deteriorating plastic fabric in colours matching those of the coachwork. (Plastic leathercloth on R.H.D. Models).

The adjustable seats, thick backs and the wide rear bench have been carefully designed to ensure maximum comfort for the driver and passengers.

The four wide doors opening at the back to 90° have door steps and give easy accessibility to all seats. There are locking vent windows on the front doors.



A simple handle allows the front seats to be adjusted even while moving.



Large rear window insuring excellent visibility. Below it is a large shelf for small packages.



The Sunhine roof, perfectly weatherlight, can be easily opened while moving (optional extra).



The boot with counter balanced lid is able to contain 5 or 6 suitcases and small parcels. The inside is felt-covered and the floor has a carpet protecting the suitcases. Lighting of the boot by central rear light. The spare wheel, housed separately from the luggage, is easily accessible without moving the latter.





403 BL FAMILY SALOON

7/8 seats facing the front



Overall dimensions:
Length: 131 in. - width: 66 in. - height loaded:
61 in. - wheel base: 115 in. - track, front: 53 in. -
track, rear: 52 in. - turning circle: 36 ft.

A sturdy, fast and spacious vehicle the 403 B Family Saloon allows 7 or 8 persons to be carried in perfect comfort. Its low fuel consumption, together with its great carrying capacity, gives a remarkably economical long distance car.

The dashboard equipment is identical to that of the 403 B Saloon. Automatically disengaging fan (Peugeot patent). (L.H.D. models only.) Heater, demister, ventilation with triple controls. Screen washers. Front quarter windows: 2 visors, one with vanity mirror.

Wide lateral rear window and large window on rear door give excellent visibility. Easy access to all seats by the four side doors opening from the back to 90°. Rear door with external lock gives access to spare wheel and small luggage.



Threaded sockets for quick and secure fixing of a roof rack. Body trims, radiator grille embellishers, hub caps and bumpers in polished stainless steel. The Family Saloon can be supplied with Indenor 85 Diesel engine.

The interior upholstery is in fine corded material and non-deteriorating plastic fabric in colours matching those of the coachwork. (Plastic leathercloth on R.H.D. models.) The front doors have arm rests, pockets and external locks.

The rear bench has arm rests. The wide and comfortable extra seats can be folded up against the front seats.



The seats can be rapidly converted into couchettes by simply lowering the backs.

403 B5 STATION WAGON

Useful load 1100 lbs.

Can be supplied with petrol engine or
Indenor 85 Diesel engine.

Track, front: 53 in. - track, rear: 52 in. - wheel
base: 115 in. - turning circle: 36 ft.

The 403 B5 Station Wagon is the ideal vehicle for touring or transport. Its four wide side doors opening to 90° and its large rear door opening to 120° give easy access to the seats and to any goods carried.



5:6 seater - 4 side doors - large rear door opening to 120°, with lock.

The 403 B5 Station Wagon is spacious and a practical vehicle for business use, and thus gives the advantages of a fast and comfortable car for transporting personnel or for family journeys.

Heater - demister - fresh air ventilation. Dash provided with anti-shock padding in rubber sponge. External locks on the two front doors and the rear door. Threaded sockets for quick and secure fixing of a roof rack. Spare wheel at rear under floor.



Body trims, radiator grille, wheel embellishers, discs and bumpers are in polished stainless steel.


Economical owing to its mechanical robustness and low fuel consumption even with high average speeds, the 403 B5 Station Wagon guarantees complete reliability.




The interior finish, elegant and smart, is in two tone non-deteriorating plastic fabric. - Front seats separate and adjustable in position. - Front quarter windows. - Wide and comfortable front bench seat for three passengers.



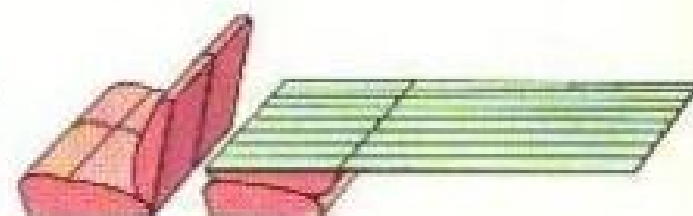
LOADING AREA AND VOLUME ACCORDING TO USE OF SEATING



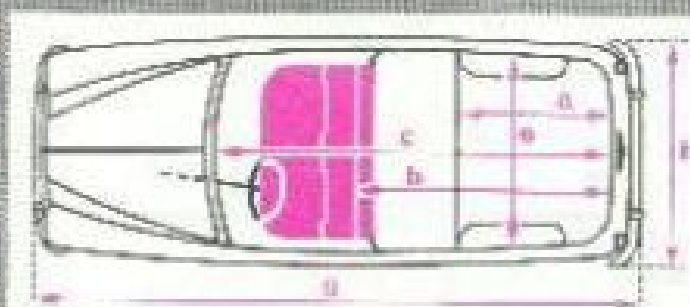

Driver and 4 or 5 passengers: spacious room for luggage or packages.



Driver and 1 or 2 passengers: large volume and enormous area available for transport of goods.



Driver and 1 or 2 passengers: the back of the rear seat let down on the seat cushion increases the loading length.



INTERNAL AND EXTERNAL DIMENSIONS 403 B5

a. Length between rear door and back of rear seat.....	49 in.
b. Length between rear door and back of front seat.....	82 in.
c. Length between rear door and dash board	114 in.
d. Interior height	35 in.
e. Interior width	57 in.



The loading floor is removable, which in emergency gives a larger useful volume for goods and allows the loading of awkward packages.

The rear bench seat and its back can be folded over to give more area and loading volume when required.



Driver side: right hand front seat temporarily removed gives maximum loading in volume and length for awkward materials.



- f. Height between floor and ground..... 23 in.
- g. Overall length 181 in.
- h. Overall width 66 in.
- j. Overall height, loaded 61 in.
- Width of rear door opening .. 39 in.
- Height of rear door opening. 30 in.

403 PEUGEOT

FOR INFORMATION CALL:

SHINTOYO ENTERPRISES, LTD.

PHONES: (408) 4728
4904



1962

AUTOMATICALLY DISENGAGING FAN (PEUGEOT patent)

The Peugeot electro-magnetic disengaging fan, fitted to the 403 Saloons, 403/7 Saloon and Family Saloon (petrol engines only) is entirely automatic. It comes into action, by means of a thermo contact, when the temperature of the engine reaches 85°C and cuts off when it drops to 70°C.

The fan is normally disengaged in cool weather or when the speed of the car is sufficient to cool the motor. Normally it only comes into operation in hot weather, in traffic and in hill country (L.H.D. models only).

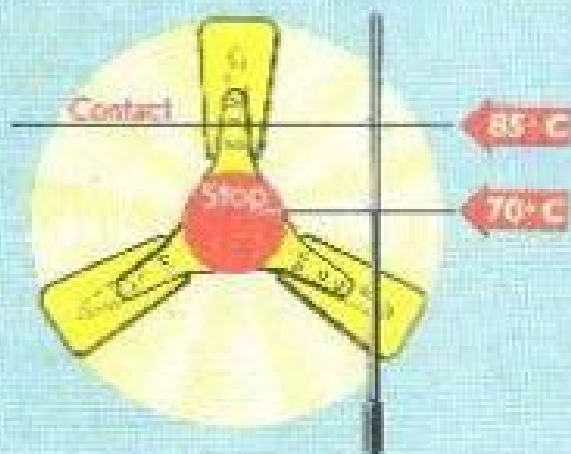
The power normally absorbed for driving the fan (3 to 4 h.p. at top speed) is thus released when the fan is automatically disengaged.

The Peugeot electromagnetic fan has the following advantages:

Gain in power: increase of maximum speed; 3 to 6 m.p.h. according to the model.

Economy in fuel: saving of 5 to 10% according to the average speed and road conditions at a given speed consumption will be lower, or higher speed will be obtained for a given consumption figure.

Improved silence: owing to suppression of fan noise when the fan is disengaged.



GENERAL CHARACTERISTICS 403

PETROL ENGINE 7 CV. 1300

"Over-square" engine, 4 cylinders 75 x 73 - capacity 1 290 cc. - power S.A.E. 54 h.p. - alloy cylinder head with hemispherical combustion chambers - overhead valves with rockers - single camshaft - removable wet cylinder liners - carburettor with anti-icing heating - automatically disengaged fan.

Electrical equipment 12 volts 55 A.H.
Petrol tank 11 gallons.

DIESEL 85 INDENOR ENGINE 7 CV.

"Over-square" engine 4 cylinders 85 x 80 - capacity 1 816 cc. - power S.A.E. 35 h.p. - cylinder head in special light alloy - overhead valves with rockers - forged steel crankshaft with 5 bearings - removable wet cylinder liner.

Electrical equipment 12 volts 75 A.H.
Gas oil tank 11 gallons.

PETROL ENGINE 8 CV. 1500

"Over-square" engine 4 cylinders 80 x 73 - capacity 1 468 cc. - power S.A.E. 65 h.p. - alloy cylinder head with hemispherical combustion chambers - overhead valves with rockers - single camshaft removable wet cylinder liners - carburettor with anti-icing heating - automatically disengaged fan (except on Station Wagon and R.H.D. models).
Electrical equipment 12 volts 55 A.H.
Petrol tank 11 gallons.

PEUGEOT

The descriptions and characteristics of the models are merely descriptive and are liable to modification without notice.

403 *Sept* SALOON



5/6 seater - 4 doors - Taxable h.p. 7 cv. - Fuel consumption 33 m.p.g. - Speed : over 75 m.p.h.

The 403/7 Saloon, an economical and reliable car, which profits from all the technical progress applied to the 403, has an engine of 1290 cc. developing 54 h.p. S.A.E., which guarantees a brilliant pick-up and fine performance on hills.

It is equipped with a fully synchromesh 4-speed gearbox and with an automatically disengaging fan (Peugeot patent) available on L.H.D. only. It is economical in first cost and also cheap to run owing to its low fuel consumption, its sturdiness and its low cost of maintenance.

While very easy to handle in town, it is also a fine touring car with remarkable road holding and powerful brakes, capable of

high averages with a low level fuel consumption, and with a tank capacity for more than 350 miles.

Overall dimensions:

Length, 176 in. - width, 66 in. - height loaded, 58 in. - turning circle, 31 ft. 4 in. - wheel base, 105 in. - track, front, 53 in. - track, rear, 51 in.

(Only available in U. K. against special order)



A SPACIOUS AND COMFORTABLE 5/6 SEATER SALOON

The four large doors, opening to 90°, give easy access to all seats.

The contour and thickness of the seats, both front and rear, give wonderful comfort to all passengers.

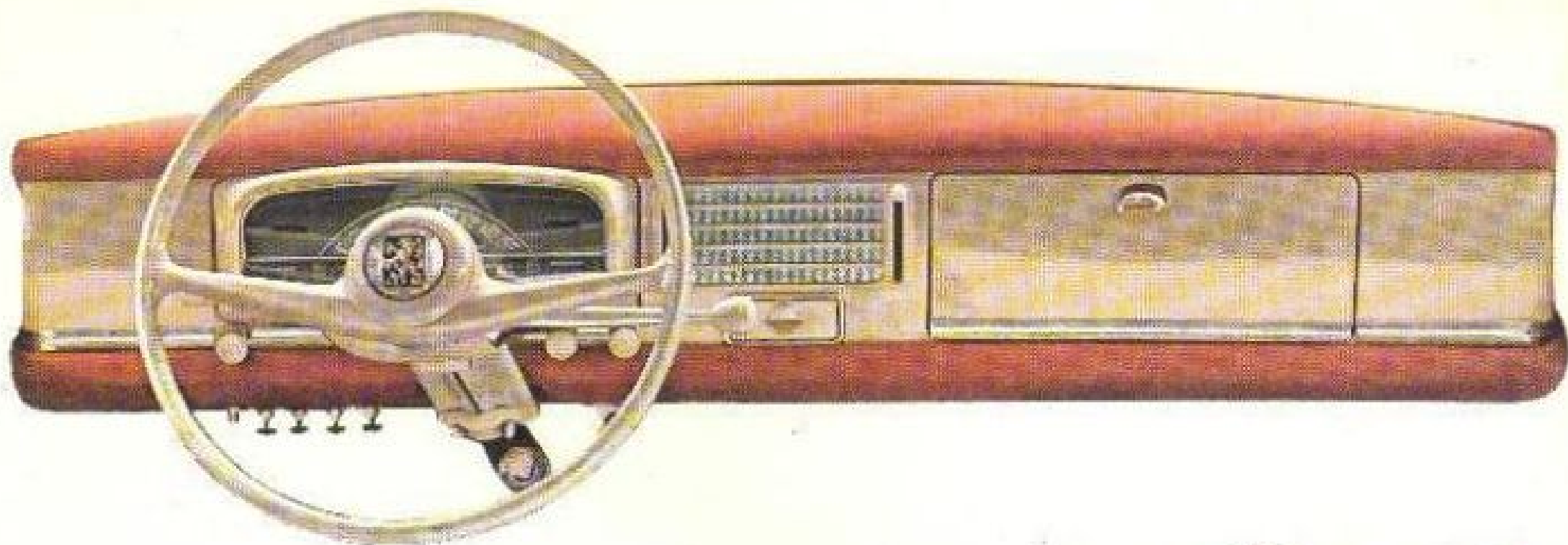
The interior upholstery is in fine corded material and non-deteriorating plastic fabric in colours matching those of the coachwork.

Each door has a handle with a push button and a door stop.

The front doors have external locks and internal locking buttons.

The rear doors are fitted with special "childproof" safety locks.





In front the large and comfortable bench seat is adjustable in position, even while moving. An interior light ensures that the inside is well illuminated.

Safety dashboard with anti-shock padding in rubber sponge covered with non-deteriorating plastic fabric. Flexible two spoke steering wheel. Steering column gear change lever. Central button for town and country horns. Large glove box. Central ash tray. Heater, demister, fresh air ventilation with triple controls. Bonnet released from interior. Twin screen wipers. Instrument panel with controllable lighting. Water temperature gauge and total mileage indicator. Self cancelling direction indicator switch under steering wheel.

The very large boot with counter balanced lid is able to contain 5 or 6 suitcases and small packages. Illumination of the boot by central rear light. The spare wheel, kept separate from the luggage, is easily accessible without moving the luggage. Threaded sockets for quick and secure fixing of a roof rack. Bumpers are in three sections of polished stainless steel, ensuring perfect protection of the bodywork.

